



EM End Mill Adapter

Features

- Coolant Thru
- DIN-B Coolant upon request, standard for newest inventory
- Specials Available Upon request



Fig. 1

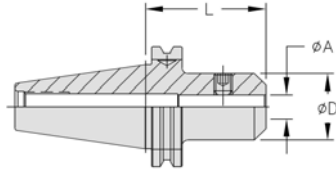
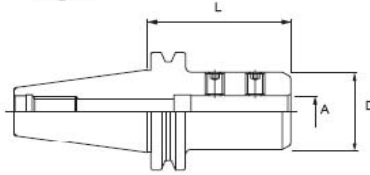


Fig.2



Shank	Order Number	A	L	D	Fig.	Sale Price
CAT40	CAT40-EM1/8 - 65	.1250	2.56	.71	1	\$60.92
CAT40	CAT40-EM1/8 -100	.1250	3.94	.71	1	\$73.23
CAT40	CAT40-EM3/16 - 65	.1875	2.56	.79	1	\$60.92
CAT40	CAT40-EM3/16 -100	.1875	3.94	.79	1	\$73.23
CAT40	CAT40-EM3/16 -150	.1875	5.91	.79	1	\$90.46
CAT40	CAT40-EM1/4 - 65	.2500	2.56	.81	1	\$51.69
CAT40	CAT40-EM1/4 -100	.2500	3.94	.79	1	\$55.38
CAT40	CAT40-EM1/4 -150	.2500	5.91	.79	1	\$81.85
CAT40	CAT40-EM5/16 - 65	.3125	2.56	.87	1	\$51.69
CAT40	CAT40-EM5/16 -100	.3125	3.94	.87	1	\$55.38
CAT40	CAT40-EM5/16 -150	.3125	5.91	.87	1	\$81.85
CAT40	CAT40-EM3/8 - 45	.3750	1.77	1.00	1	\$53.54
CAT40	CAT40-EM3/8 - 65	.3750	2.56	1.00	1	\$51.69
CAT40	CAT40-EM3/8 -100	.3750	3.94	1.00	1	\$55.38
CAT40	CAT40-EM3/8 -150	.3750	5.91	1.00	1	\$81.85
CAT40	CAT40-EM7/16 - 65	.4735	2.56	1.18	1	\$59.69
CAT40	CAT40-EM1/2 - 45	.5000	1.77	1.20	1	\$53.54
CAT40	CAT40-EM1/2 - 65	.5000	2.56	1.38	1	\$51.69
CAT40	CAT40-EM1/2 -100	.5000	3.94	1.38	1	\$58.46
CAT40	CAT40-EM1/2 -150	.5000	5.91	1.38	1	\$81.85
CAT40	CAT40-EM5/8 - 45	.6250	1.77	1.65	1	\$53.54
CAT40	CAT40-EM5/8 - 65	.6250	2.56	1.65	1	\$51.69
CAT40	CAT40-EM5/8 -100	.6250	3.94	1.65	1	\$58.46
CAT40	CAT40-EM5/8 -150	.6250	5.91	1.65	1	\$81.85
CAT40	CAT40-EM3/4 - 45	.7500	1.77	1.75	1	\$56.00
CAT40	CAT40-EM3/4 - 65	.7500	2.56	1.75	1	\$51.69
CAT40	CAT40-EM3/4 -100	.7500	3.94	1.75	1	\$58.46
CAT40	CAT40-EM3/4 -150	.7500	5.91	1.75	1	\$81.85
CAT40	CAT40-EM7/8 - 45	.8750	1.77	1.75	2	\$52.31
CAT40	CAT40-EM7/8 - 85	.8750	3.35	1.75	2	\$54.77
CAT40	CAT40-EM7/8 -100	.8750	3.94	2.28	2	\$80.62
CAT40	CAT40-EM1 - 45	1.0000	1.77	2.36	2	\$57.23
CAT40	CAT40-EM1 - 75	1.0000	2.95	2.36	2	\$55.38
CAT40	CAT40-EM1 -100	1.0000	3.94	2.36	2	\$57.85
CAT40	CAT40-EM1 -150	1.0000	5.91	2.36	2	\$77.54
CAT40	CAT40-EM1.1/4 - 50	1.2500	1.97	2.48	2	\$59.08
CAT40	CAT40-EM1.1/4 -100	1.2500	3.94	2.48	2	\$60.31
CAT40	CAT40-EM1.1/4 -150	1.2500	5.91	2.48	2	\$81.85
CAT40	CAT40-EM1.1/2 -105	1.5000	4.13	2.48	2	\$68.92
CAT40	CAT40-EM1.1/2 -150	1.5000	5.91	2.48	2	\$91.69



K & H Sales, Inc

Industrial Tools & Supplies

Toll Free (800) 734-2602

San Leandro, CA 94577

Watsonville, CA 95076

El Dorado Hills, CA 95762

Phone (510) 352-2600

Phone (831) 761-7777

Phone (916) 934-0310

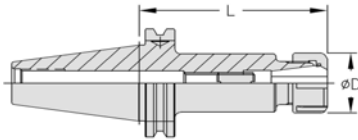
Your Source for Quality Industrial Supplies - Please call for more information

www.kandhsalesinc.com

HPI the creators of the Second Generation ER Collet Chucks has expanded our offering and continue to add more products to the SG lineup.

What is SG (Second Generation)?

- Balance Guarantee - G2.5 @ 20,000 RPM's with certificate. Unlike our competition both the body and the nut are balanced individually for optimum repeatability.
- DIN AD/B Coolant Standard
- Concentricity 1/2 of industry standard, 0.0004 @ 4 times tool diameter.
- ID Chip Hole for Balluf® BIS C-122 Standard
- Satin Finish
- Competitively Priced



Shank	Order Number	Range	L	D	Collet	Nut	Wrench	Sale Price
CAT40	CAT40-ER16H- 60	.020-.394	2.36	1.24	ER16	ERN-16H	ERW-16H	\$73.85
CAT40	CAT40-ER16H- 60 SG	.020-.394	2.36	1.24	ER16	ERN-16H	ERW-16H	\$107.69
CAT40	CAT40-ER16H-100	.020-.394	3.94	1.24	ER16	ERN-16H	ERW-16H	\$78.77
CAT40	CAT40-ER16H-100 SG	.020-.394	3.94	1.24	ER16	ERN-16H	ERW-16H	\$110.77
CAT40	CAT40-ER16H-150	.020-.394	5.91	1.24	ER16	ERN-16H	ERW-16H	\$85.54
CAT40	CAT40-ER16H-150 SG	.020-.394	5.91	1.24	ER16	ERN-16H	ERW-16H	\$113.85
CAT40	CAT40-ER20H- 65	.020-.512	2.56	1.38	ER20	ERN-20H	ERW-20H	\$78.77
CAT40	CAT40-ER20H- 65 SG	.020-.512	2.56	1.38	ER20	ERN-20H	ERW-20H	\$107.69
CAT40	CAT40-ER20H-100	.020-.512	3.94	1.38	ER20	ERN-20H	ERW-20H	\$80.00
CAT40	CAT40-ER20H-100 SG	.020-.512	3.94	1.38	ER20	ERN-20H	ERW-20H	\$110.77
CAT40	CAT40-ER20H-150	.020-.512	5.91	1.38	ER20	ERN-20H	ERW-20H	\$87.38
CAT40	CAT40-ER20H-150 SG	.020-.512	5.91	1.38	ER20	ERN-20H	ERW-20H	\$120.62
CAT40	CAT40-ER25- 65	.020-.630	2.56	1.65	ER25	ERN-25	ERW-25	\$80.00
CAT40	CAT40-ER25- 65 SG	.020-.630	2.56	1.65	ER25	ERN-25	ERW-25	\$108.92
CAT40	CAT40-ER25-100	.020-.630	3.94	1.65	ER25	ERN-25	ERW-25	\$81.85
CAT40	CAT40-ER25-150	.020-.630	5.91	1.65	ER25	ERN-25	ERW-25	\$96.00
CAT40	CAT40-ER32- 65	.039-.787	2.56	1.96	ER32	ERN-32	ERW-32	\$83.69
CAT40	CAT40-ER32- 65 SG	.039-.787	2.56	1.96	ER32	ERN-32	ERW-32	\$113.23
CAT40	CAT40-ER32-100	.039-.787	3.94	1.96	ER32	ERN-32	ERW-32	\$89.85
CAT40	CAT40-ER32-100 SG	.039-.787	3.94	1.96	ER32	ERN-32	ERW-32	\$116.31
CAT40	CAT40-ER32-150	.039-.787	5.91	1.96	ER32	ERN-32	ERW-32	\$104.00
CAT40	CAT40-ER32-200	.039-.787	7.874	1.96	ER32	ERN-32	ERW-32	\$134.77
CAT40	CAT40-ER40- 65	.079-1.181	2.56	2.48	ER40	ERN-40	ERW-40	\$88.00
CAT40	CAT40-ER40- 65 SG	.079-1.181	2.56	2.48	ER40	ERN-40	ERW-40	\$116.92
CAT40	CAT40-ER40-100	.079-1.181	3.94	2.48	ER40	ERN-40	ERW-40	\$94.15
CAT40	CAT40-ER40-150	.079-1.181	5.91	2.48	ER40	ERN-40	ERW-40	\$121.85



- True Dynamic Balance
HPI ER collet chucks are dynamically balanced not production balanced.
Standard = G6.3 @ 10,000-12,000 rpm
SG Series = G2.5 @ 20,000 rpm



- Dynamic Balanced Nut Available
The collet nut is available in a true dynamic balance, this nut comes standard on "SG" series holders.



- ID Chip Ready
Balluff® BIS C-122 I.D. Chip Provision Pre-machined into the holder.



- DIN Coolant Hole
Form AD/B coolant holes are available standard on "SG" series holders and DIN form B is available upon request.



- Through Hole Depth Adjustable Screw Standard
Coolant through the center of the spindle is available as standard.

Join the Second Generation